

Ready for Letters and Numbers

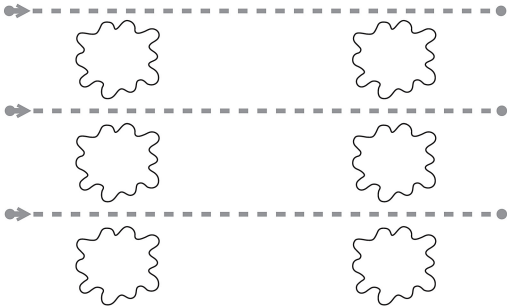
	My Letters	My Numbers
1 page 2	Horizontal Line Tracing	1, 2
2 page 6	Vertical Line Tracing	3
3 page 14	Horizontal and Vertical Line Tracing	4
4 page 20	Circle Tracing	5
5 page 26	Circle Tracing and Coloring	6



	My Letters	My Numbers
6 page 32	Spiral Tracing	7
7 page 38	Curvy Line Tracing	8
8 page 44	Tracing the 's' Shape	9
9 page 50	Tracing Shapes	10

 Trace.  Color.  Say.



Children trace the lines with their index finger first, and then with different colored crayons several times. Then they color each of the point blobs in a different color (red, orange, yellow, green, blue, purple). Finally, children name the colors.



 Trace.  Say.





Children trace the lines with their index finger first, and with different colored crayons several times. Say Sofia, Daniel, Hug and Hummy. Children point to the corresponding pictures and repeat.



 Trace.  Color.  Say.




Children trace the lines with their index finger first, and then with different colored crayons. Then they color the pencils in different colors. Finally, they name the colors they have used.



123 Count.  Trace.  Color.



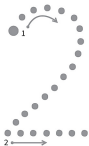
Children count aloud how many paintbrushes there are. Then they trace the number with their index finger first, and then with different colored crayons several times. Finally, children color the paintbrush.



123 Count.  Trace.  Color.



Children count the jars of paint aloud. Then they trace the number with their index finger first, and then with different colored crayons several times. Finally, they color the jars of paint.



1 2 3 Count.  Trace.



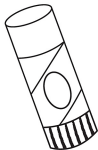
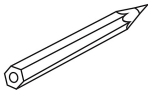
Children point to the characters and count them aloud. Then they trace the numbers with different colored crayons several times.



Trace. Say. Color.



Children trace the lines with their index finger, and then with different colored crayons several times. Finally, children name the classroom materials and color them.



 Trace.  Say.  Color.



Children trace the lines with their index finger, and then with different colored crayons several times. Then they name the classroom materials and color them.

